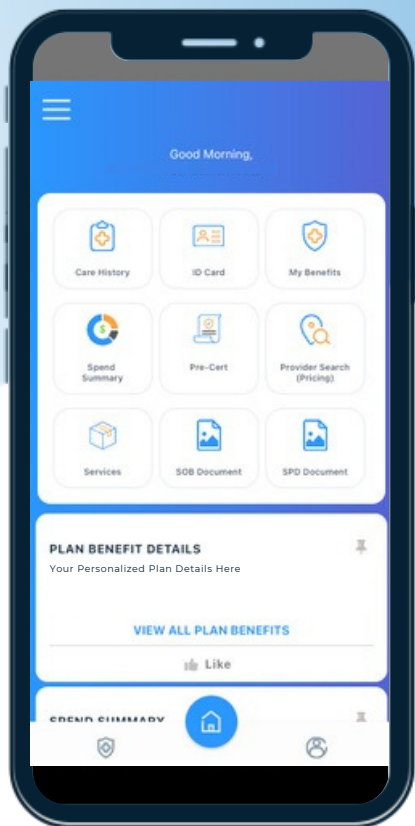




YOUR HEALTH IS IN YOUR HANDS!

zConnect. A mobile app that provides a simple and convenient way to access your health plan.



DOWNLOAD THE APP

Android



iPhone



By downloading the zConnect app, you may receive communications and updates about the app leading up to the new plan year; in the new plan year you have the ability to opt out from future notifications.

FIND A DOCTOR



It's easy to search for doctors, and specialists in your area. The app even gives turn-by- turn directions to get there.

VIRTUAL ID CARD



Never misplace your ID card again! With zConnect, your ID card is a click away to view, download or print!

VIEW CLAIM STATUS



Want a faster, easier way to view claims? Access claims status and EOB's in just a few swipes!

TRACK YOUR SPENDING



Knowing deductible and expense progress is important. The app shows where you are satisfying your plan year out-of-pocket spending and more!

ESTIMATE YOUR COSTS

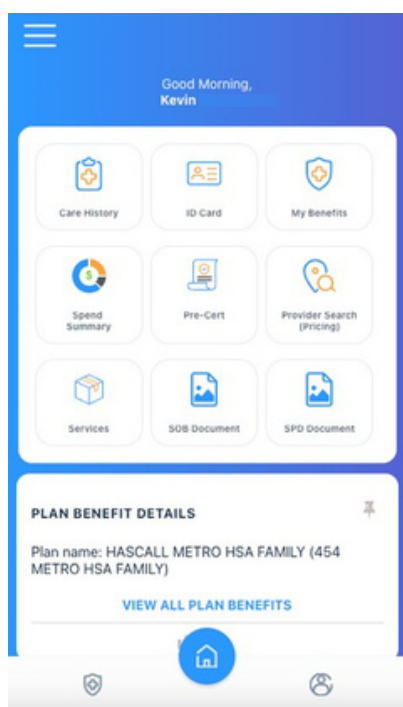


See what nearby doctors and facilities charge for a procedure. You can cost- compare providers, just like shopping online

Homepage Widgets

Once logged in to the app, members will see multiple widgets on the the homepage screen. These widgets are customized based on your plan.

These different widgets allow you to search for providers, view relevant benefits documents and the status of your deductible and out of pocket (OOP) expenses.



Care History: View individual claims and Estimate of Benefits (EOBs) that you can download.

ID Card: Easily access ID cards to download and save.

My Benefits: View the details of your plan benefits, search for specific benefits and view your benefit documents.

Spend Summary: View the status of your spending with regards to your health benefits, specifically your deductible and out of pocket (OOP) status.

Pre-Cert: Find information about what requires pre certification.

Provider Search: Find pricing for particular procedures based on your plan and status.

Services: See various services that you have access to via your health plan.

SOB Document: View your Summary of Benefits Document.

SPD Document: View your Summary Plan Description Document.

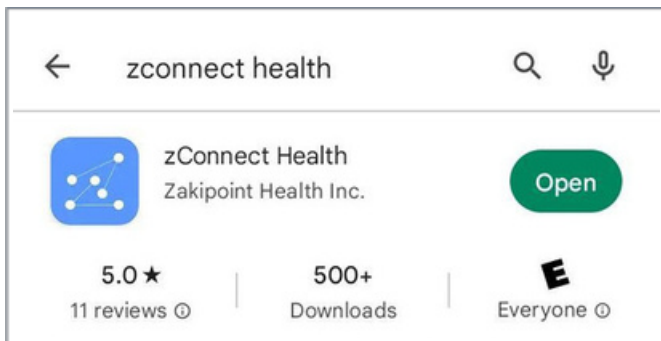
Overview

zConnect Health is a zakipoint Health app that is available to members to access cost estimates for different procedures at different providers utilizing the health plan you are enrolled in through your employer. The app provides a cost estimate to you based on the plan's contracted amount, plan design and status of you and other members in your plan's deductibles and out of pocket expenses. This information, alongside the cost estimates, are also available to you through this app.

Accessing the application

You can access the **zConnect Health** application by downloading this app on your mobile devices.

On the App Store (iPhone User) or Play Store (Android Users), search for zConnect Health and click on Download.



You can also access the web version of this application via the following link.

<https://zconnect.zakipointhealth.com/group>

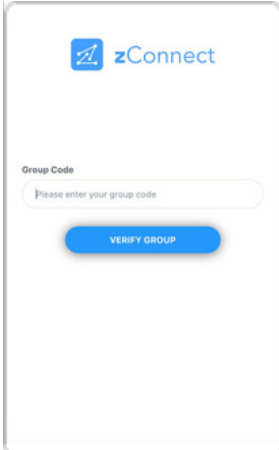


Creating your profile

After downloading the app, members can register and create their profile to access their personalized information.

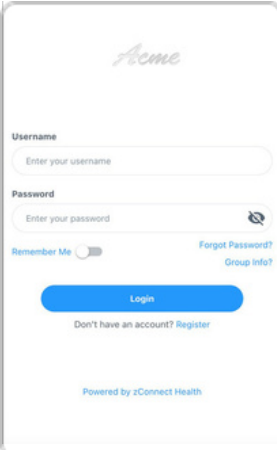
- Enter your Group Code. This Group Code is employer-specific and is usually provided by the health plan administrator.
- After entering the Group Code, members will navigate to the login screen. Returning users can enter their credentials to access the app.
- First time users can click on “Register” to go through the registration process. After entering the necessary information, the system matches the information provided for identity verification. If there is a match, you will receive an email with a temporary access code to login to the app and create your own permanent login credentials.

(a)



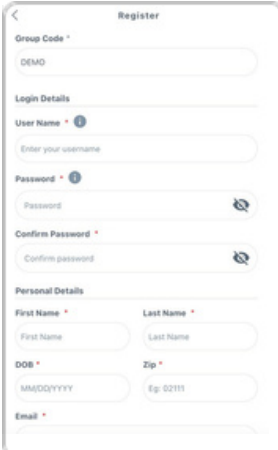
The screenshot shows the zConnect app interface. At the top left is the zConnect logo. Below it, the text "Group Code" is displayed. A text input field contains the placeholder "Please enter your group code". Below the input field is a blue button labeled "VERIFY GROUP".

(b)



The screenshot shows the login screen for "Acme". At the top center is the "Acme" logo. Below it, the text "Username" is displayed. A text input field contains the placeholder "Enter your username". Below the input field is a blue button labeled "Login". Below the "Login" button is the text "Don't have an account? Register". At the bottom of the screen is the text "Powered by zConnect Health".

(c)



The screenshot shows the "Register" screen. At the top left is a back arrow icon. At the top right is the text "Register". Below it, the text "Group Code *" is displayed. A text input field contains the placeholder "DEMO". Below the input field is the text "Login Details". Below "Login Details" is the text "User Name *". A text input field contains the placeholder "Enter your username". Below the input field is the text "Password *". A text input field contains the placeholder "Password". Below the input field is the text "Confirm Password *". A text input field contains the placeholder "Confirm password". Below the input field is the text "Personal Details". Below "Personal Details" are two columns of text input fields. The first column contains "First Name *" and "First Name". The second column contains "Last Name *" and "Last Name". Below the input fields are "DOB *" and "MM/DD/YYYY". Below the input fields are "Zip *" and "Eg: 02111". Below the input fields is the text "Email *".

